




Risk mapping summary Q4 2022

DISCRETIONARY FUND MANAGEMENT			Oxford Risk
	1-10	1-10	1-7
Low Risk Income	2	-	3
Low Risk Balanced	2	-	
Low Risk Growth	2	-	
Medium/Low Risk Income	3	5	4
Medium/Low Risk Balanced	3	5	4
Medium/Low Risk Growth	4	5	4
Medium Risk Income	5	5	4
Medium Risk Balanced	5	6	5
Medium Risk Growth	6	6	5
Medium/High Risk Income	7	6	5
Medium/High Risk Balanced	7	6	5
Medium/High Risk Growth	7	6	5
High Risk	8	-	5

Based on data provided up to 30/09/2022.



Risk ratings have been sourced from provider reports, which are updated on a quarterly basis for Defaqto and Dynamic Planner, and annually for Oxford Risk.

If you require any further information, please contact your local Business Development Director or visit our website.



MANAGED PORTFOLIO SERVICE	 Risk Rated by Synaptic	 defaqto RISK RATED	 DYNAMIC PLANNER RISK PROFILED		Oxford Risk	 FinaMetrica Risk Tolerance Profiling
	SAA (1-5)	1-10	1-10	1-10 (10 years)	1-5 (10 years)	OK Fit
Defensive Strategy	1.8	2	3	3	2	41-52
Cautious Strategy	2.5	3	4	5	2	49-60
Cautious Plus Strategy	2.6	4	4	5	2	Coming soon
Income Strategy	3.2	5	5	6	3	56-68
Balanced Strategy	3.6	6	5	7	3	59-71
Growth Strategy	4.4	7	6	8	4	69-85
Sustainable Balanced Strategy	3.6	5	–	–	–	–
Sustainable Growth Strategy	4.4	7	–	–	–	–

Based on data provided up to 30/09/2022.

MULTI ASSET FUNDS	 Risk Rated by Synaptic	Oxford Risk	 FinaMetrica Risk Tolerance Profiling
	SAA (1-5)	1-5 (10 years)	OK Fit
ES IW&I Cautious Fund	2.5	3	49-60
ES IW&I Balanced Fund	3.6	3	59-71
ES IW&I Growth Fund	4.4	4	69-85
ES IW&I Income Fund	3.2	3	56-68

Based on data provided up to 30/09/2022.

Risk ratings have been sourced from provider reports, which are updated on a quarterly basis for Defaqto, Dynamic Planner, Synaptic, EV and annually for Oxford Risk and FinaMetrica.

If you require any further information, please contact your local Business Development Director or visit our website.

Belfast	02890 321002	Cheltenham	01242 514756	Guildford	01483 304 707	Manchester	0161 832 6868
Birmingham	0121 232 0700	Edinburgh	0131 226 5000	Leeds	0113 245 4488	Sheffield	0114 275 5100
Bournemouth	01202 208100	Exeter	01392 204404	Liverpool	0151 227 2030		
Bristol	01172 444860	Glasgow	0141 333 9323	London	020 7597 1234		

investec.com

This document is for professional financial advisers only and is not intended for retail clients.

© Morningstar, Inc. Risk tolerance scores were mapped to the funds' strategic asset allocations as at 01/12/2021.

The mappings are only for use by financial advisors licensed to use FinaMetrica Risk Profiling Toolkit™ or FinaMetrica Profiler, for guidance purposes only and do not constitute financial or investment advice. Financial advisers must satisfy themselves that the funds' current asset allocations reflect the risk/return expectations of the funds when mapped. Investec Wealth & Investment Limited does pay Morningstar for the mappings in the table however these mappings are calculated independently by Morningstar.

Risk Mapping has been provided by Oxford Risk. Thus, risk profiling assesses an overall portfolio's level of risk, but does not necessarily indicate the suitability of the portfolio for each Customer which should be assessed with the financial adviser and other professionals in light of all the investor's circumstances..

Investec Wealth & Investment Limited is authorised and regulated by the Financial Conduct Authority and is a member of the London Stock Exchange and the Investec Group. Please note that the value of investments and the income derived from them may fluctuate and investors may not receive back the amount originally invested. Past performance is not necessarily a guide to the future. Current tax levels and reliefs may change and the investments and investment services referred to may not be suitable for all investors.

Investec Wealth & Investment Limited is registered in England.

Registered No. 2122340.

Registered Office: 30 Gresham Street. London, EC2V 7QP.

